



Challenge Activities

Fish Bits






Challenge

Find out how they work

Observe one example each of the animals listed in the table below.

Draw the pattern or shading that is on its body in the first column. Sketch its distinct tail shape in the next column.

Finally, draw a line that connects it to the correct description of its body shape.

Animal	Pattern	Tail Shape
 Shark		
 Butterflyfish		
 Seasnake		
 Ray		
 Clownfish		

Body Shape

Dorso-ventrally flattened

Flattened from top to bottom.

Compact

Round bodied.

Fusiform

Streamlined and torpedo shaped.

Laterally Compressed

Flattened from side to side.

Elongated

Long, cylindrical.

