



Biodiversity and Threatened Species

What can YOU do?

Your *challenge* is to make as many people as possible in your school and local community aware of our "Threatened Species" and the importance of "Biodiversity".

Think about how we as individuals and as a community can act responsibly for local reef biodiversity, and threatened marine species and their habitats.

Here are some ideas:

- Read the enclosed *ballad* 'We take so much for granted'. Identify a range of our threatened species. Compile lists of marine plants and animals mentioned.
- Visit the GBRMPA website www.gbrmpa.gov.au Enter 'threatened species' in the search field and spend some time surfing the links and gather as much information as possible about the different species and their habitats and what is being done to protect them.
- Organise a display in your school or local library that showcases how communities can help conserve and protect these species.
- Make badges that display slogans that promote the importance of biodiversity and preservation of threatened marine species
- Create and choreograph a skit, play, mime, puppet theatre or dance that highlights the plight of threatened species and the importance of biodiversity. Present the performance to other classes in your school, at your school assembly or even publicly!
- Why not make some of our *Threatened Species Masks* to use in your plays and skits on Threatened Species Day?

Equipment required:

- Mask designs from the Great Barrier Reef Marine Park Authority.
- A4 sheets of cardboard.
- Paints, pencils, crayons etc...
- A sense of humour and adventure!

How well did you do?

Design a survey that you can give to people in your audience that allows them to write down the interesting facts that they have learnt about Biodiversity and Threatened Species from your presentation. Why not collate the data and present it in a *Biodiversity and Threatened Species Report*.





We take so much for granted

We take so much for granted
It's almost beyond belief
We think that all will stay the same
Even our precious reef

Mel's thoughts just kept wandering
As she stared out to sea
Her desire to help the ecosystem
Is just how it should be

I want to do my part, she thought
And protect this precious place
Save the threatened species
Then confusion changed her face

How can I play my part to save
The dugongs from becoming extinct
What is it that they need?
Mel began to think

I know the sea grass is their home
So that's a place to start
If I become a volunteer
I can play my part

Then there are the Coral Trout
They're also under threat
From rubbish in the run-off
And small ones in the nets

We can't forget the turtles
The Loggerhead for sure
Disease and nets endanger them
It can't happen anymore

The Manta Rays that glide with grace
Often look quite mean
But our reef without these wondrous rays
Would be an awful scene

And then of course the Mud Crabs
That scurry cross the floor
Are often not found on the reef
But through the kitchen door

If we just took the big ones
And left the females free
The crabs would last for ever
And not just for you and me

Pollution affects our dolphins
Gillnets do the same
Pacific Humpbacks numbers are in decline
But we can play the game

By buying tuna that's 'dolphin safe'
We keep their numbers high
But how can we help the Boobies
Those birds that fly so high

When diving to get their daily food
They must avoid the fishing gear
And even yucky disgarded oil
That covers them in smear

And then they flounder
And suffer so
We have to take it seriously
And act as if its though

More our home than just a reef
It's our future that's at stake
We must protect these species
It's all our choice to make

Mel then stood up
Tall and proud
I will help
She yelled aloud

I'll learn all the things I need to
To make the reef a place
Where all the creatures survive in peace
And freely live with grace

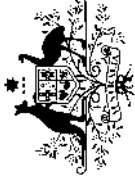
I'll get my mates to join me
My family and their friends
We'll work on doing what we can
Until the message ends up

Creeping 'cross the whole land
So everyone who comes
To see this wondrous place of ours
That glistens in the sun

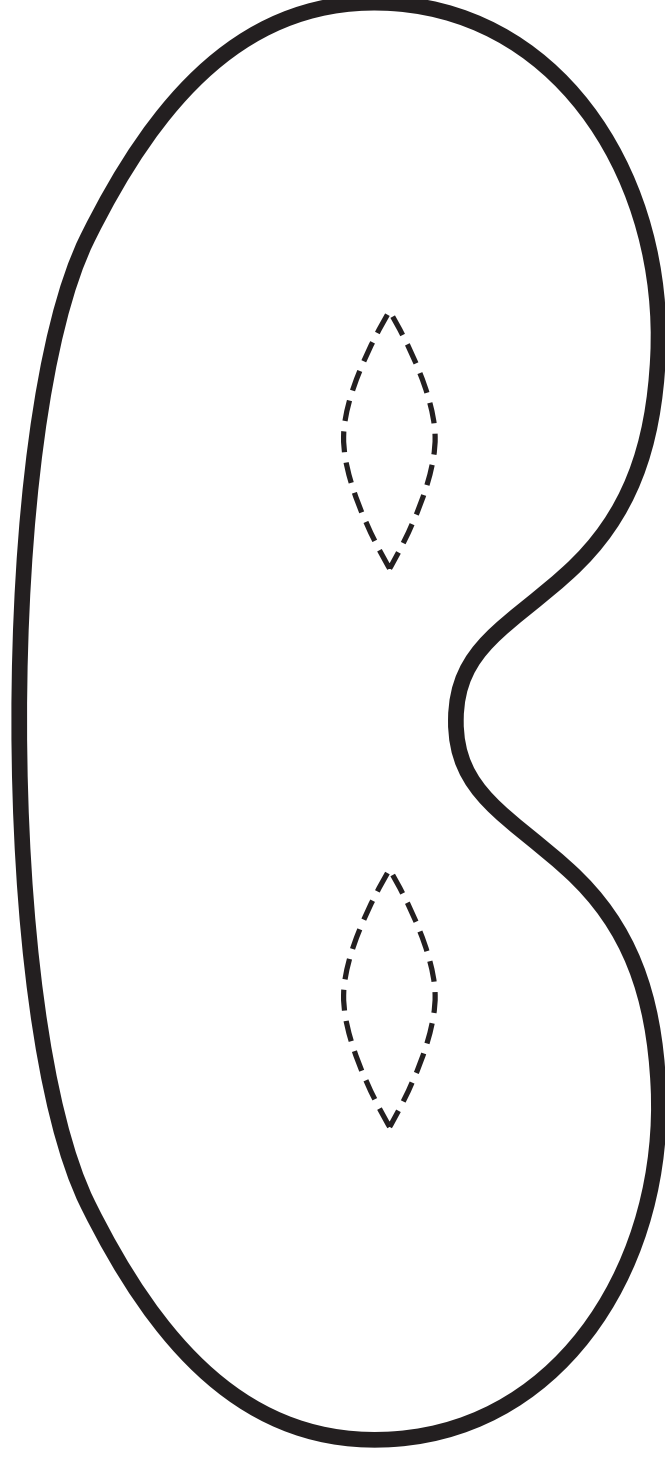
Can stand and look in wonder
At creatures living free
For no more threatened
species
Its up to you and me



Let's design and make a **Basic mask base**



Australian Government
Great Barrier Reef
Marine Park Authority

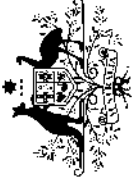


INSTRUCTIONS

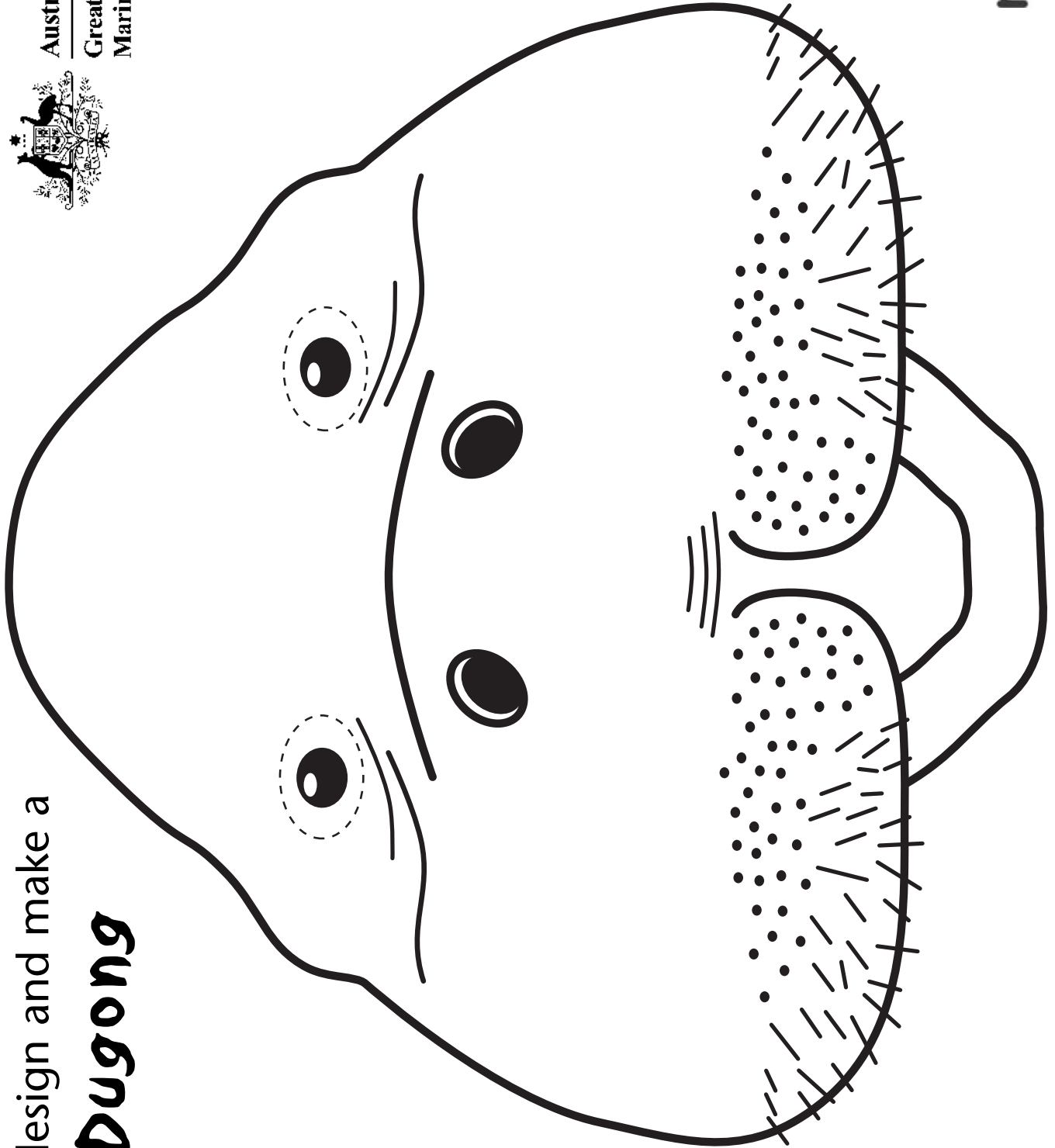
Photocopy this mask to size. Using as template, cut out mask from cardboard, cut out eye slots.
Use the following 'threatened species' mask designs to adhere to your base mask and have lots of fun.



reefHQ
AQUARIUM



Let's design and make a
Dugong



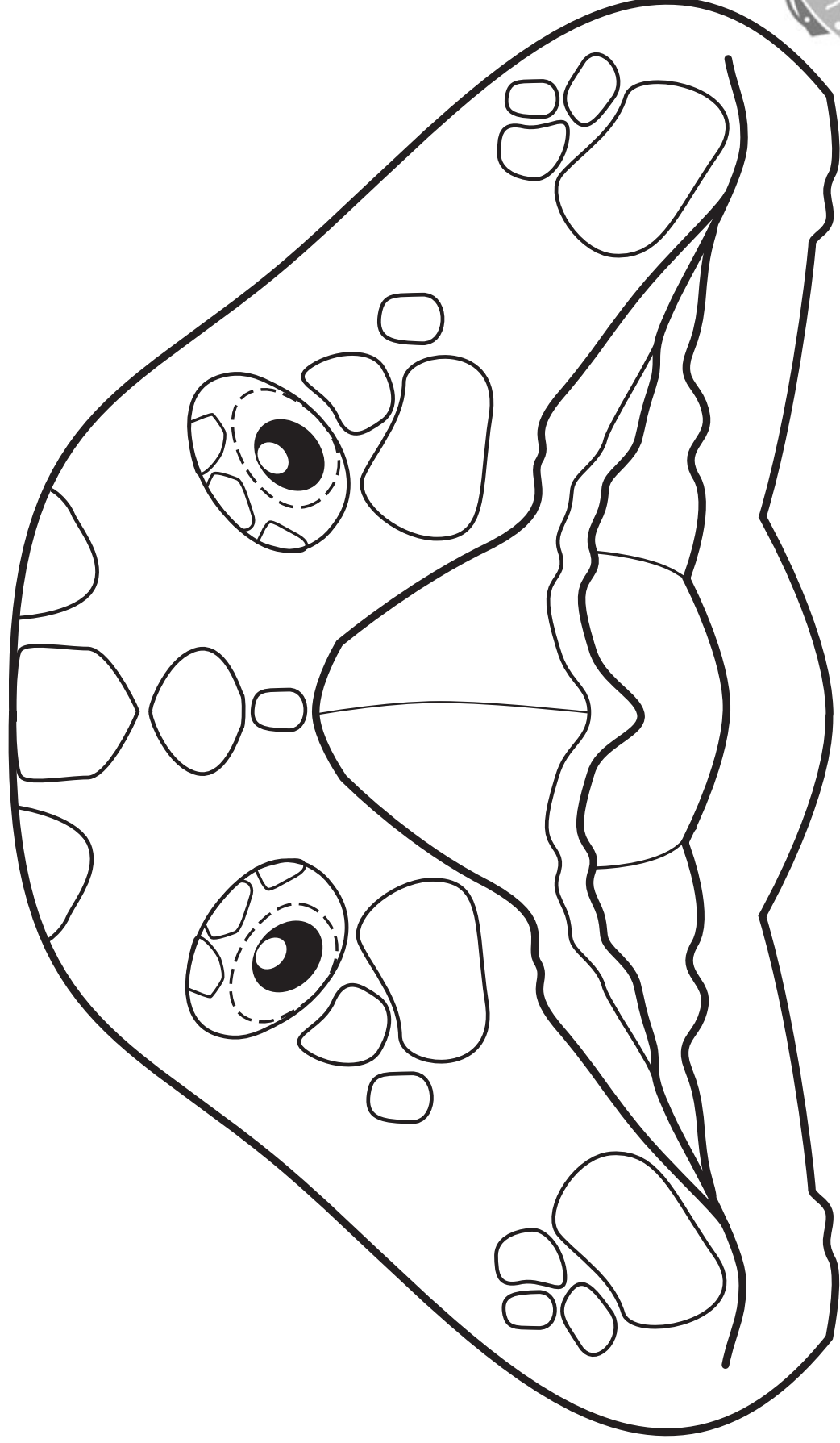
INSTRUCTIONS

Photocopy this mask to size. Using as template, cut out mask from cardboard, cut out eye slots. Adhere to base mask, and let your imagination go wild by colouring and decorating. Why not laminate it too. Add hat elastic to secure the finished face mask.

Let's design and make a **Loggerhead Turtle**



Australian Government
Great Barrier Reef
Marine Park Authority



INSTRUCTIONS

Photocopy this mask to size. Using as template, cut out mask from cardboard, cut out eye slots. Adhere to base mask, and let your imagination go wild by colouring and decorating. Why not laminate it too. Add hat elastic to secure the finished face mask.




reefHQ
AQUARIUM

Let's design and make a **Coral Trout**



Australian Government
Great Barrier Reef
Marine Park Authority



INSTRUCTIONS

Photocopy this mask to size. Using as template, cut out mask from cardboard, cut out eye slots. Adhere to base mask, and let your imagination go wild by colouring and decorating. Why not laminate it too. Add hat elastic to secure the finished face mask.



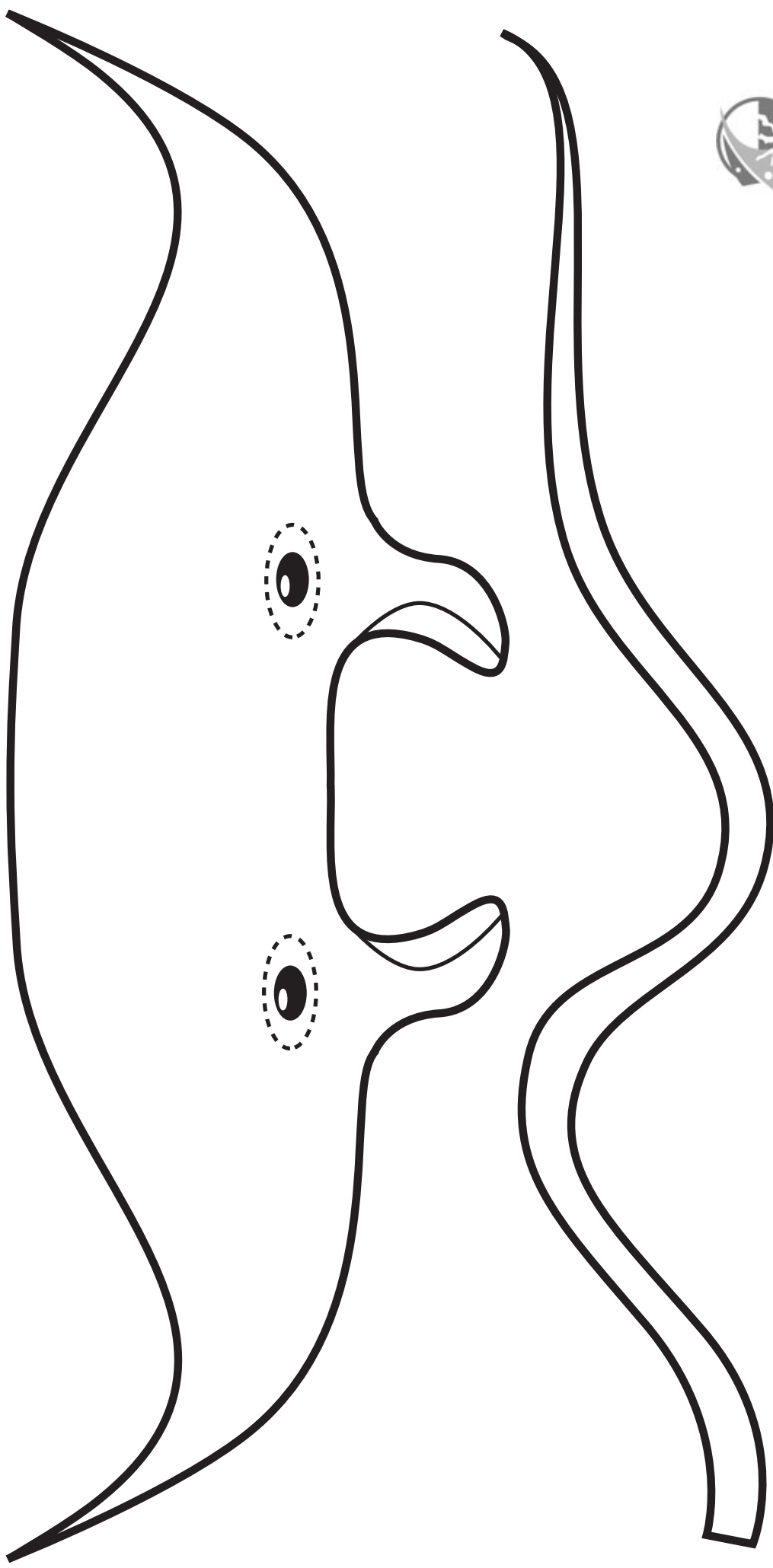
reefHQ
AQUARIUM

Let's design and make a

Manta Ray



Australian Government
Great Barrier Reef
Marine Park Authority



INSTRUCTIONS

Photocopy this mask to size. Using as template, cut out mask from cardboard, cut out eye slots, and let your imagination go wild by colouring and decorating. Why not laminate it too. Add hat elastic to secure the finished face mask.

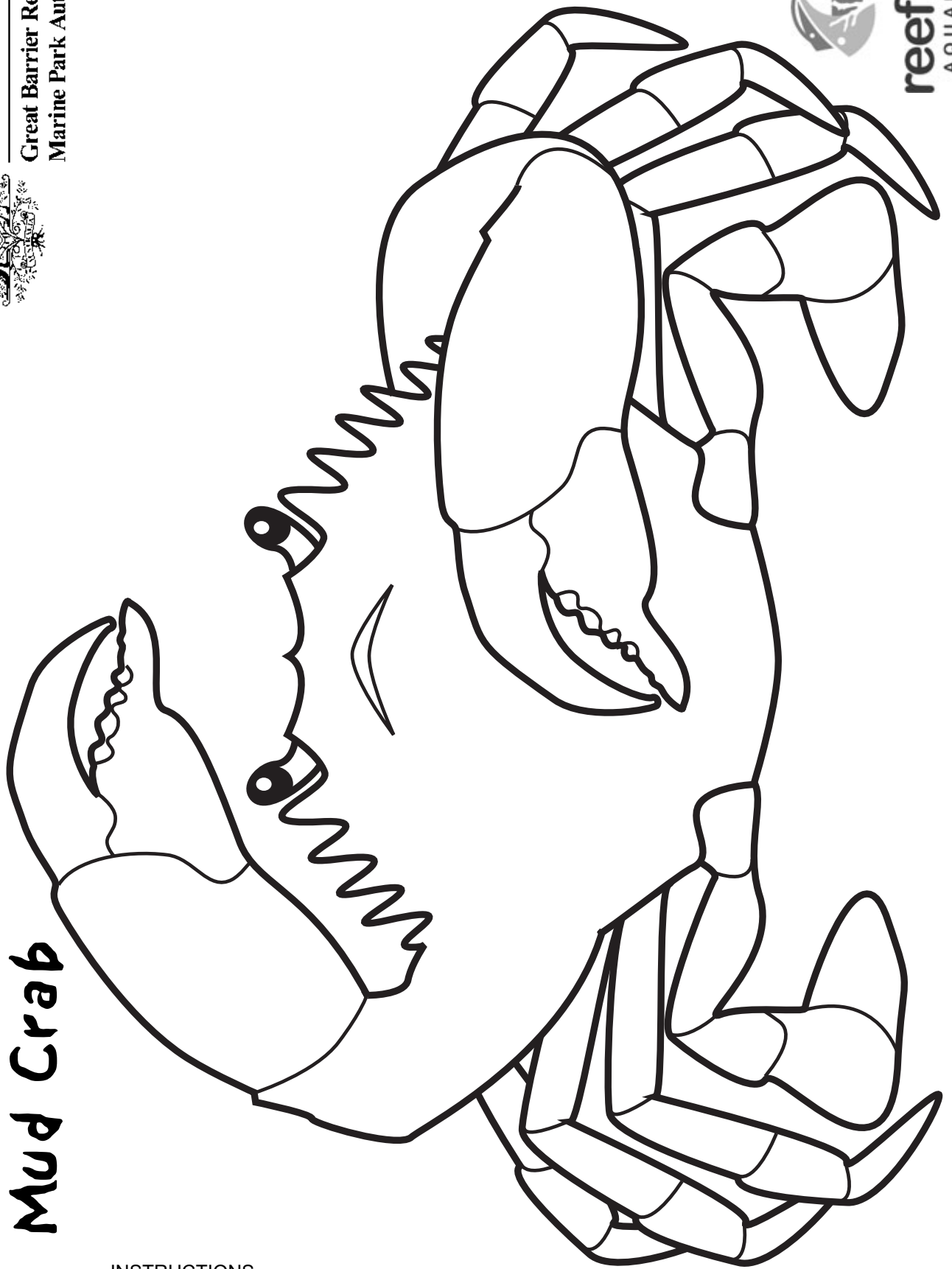


reefHQ
AQUARIUM

Let's design and make a
Mud Crab



Australian Government
Great Barrier Reef
Marine Park Authority



reefHQ
AQUARIUM

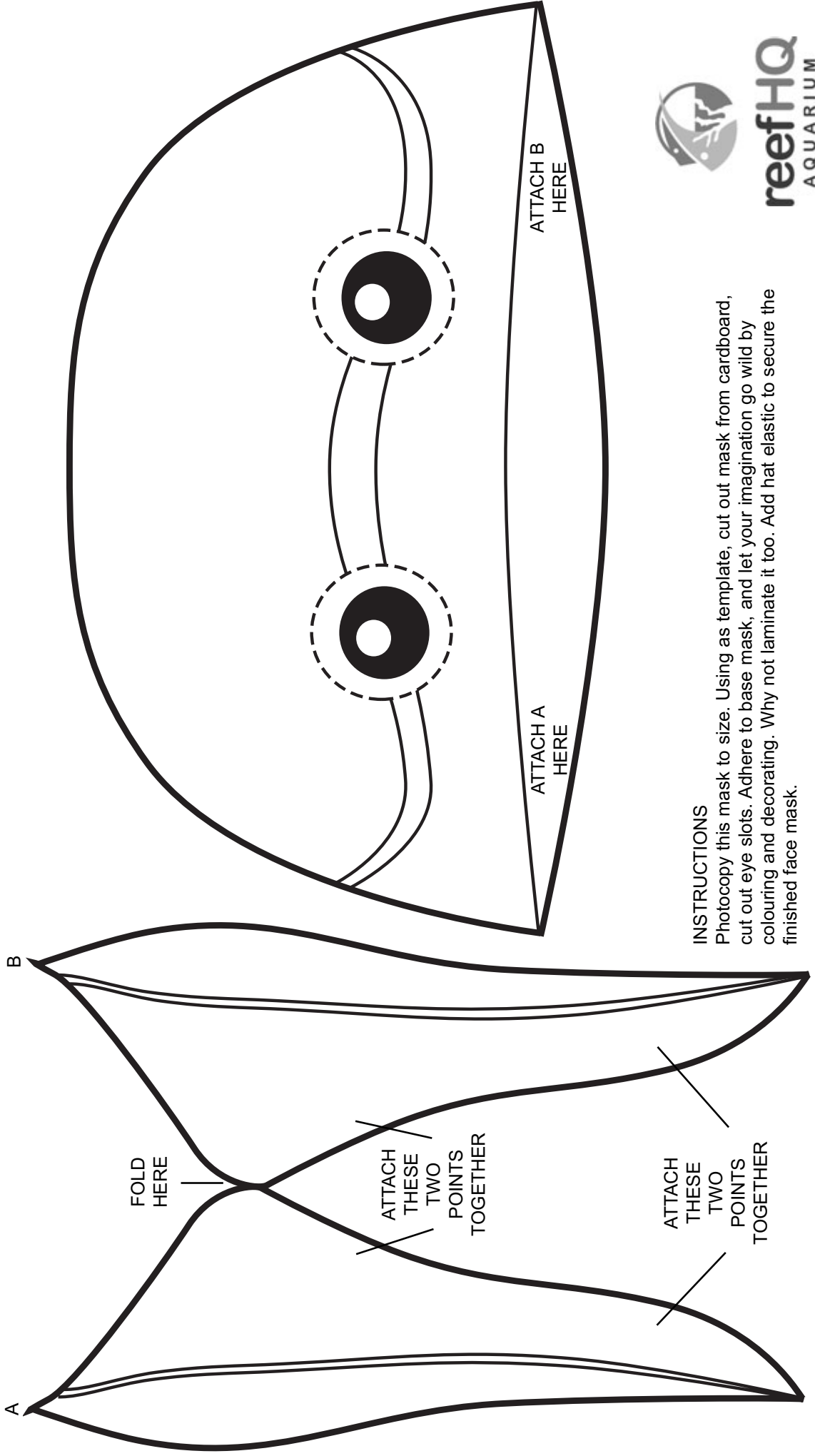
INSTRUCTIONS

Photocopy this mask to size. Using as template, cut out mask from cardboard, cut out eye slots. Adhere to base mask, and let your imagination go wild by colouring and decorating. Why not laminate it too. Add hat elastic to secure the finished face mask.

Let's design and make a Red-footed Boobie



Australian Government
Great Barrier Reef
Marine Park Authority



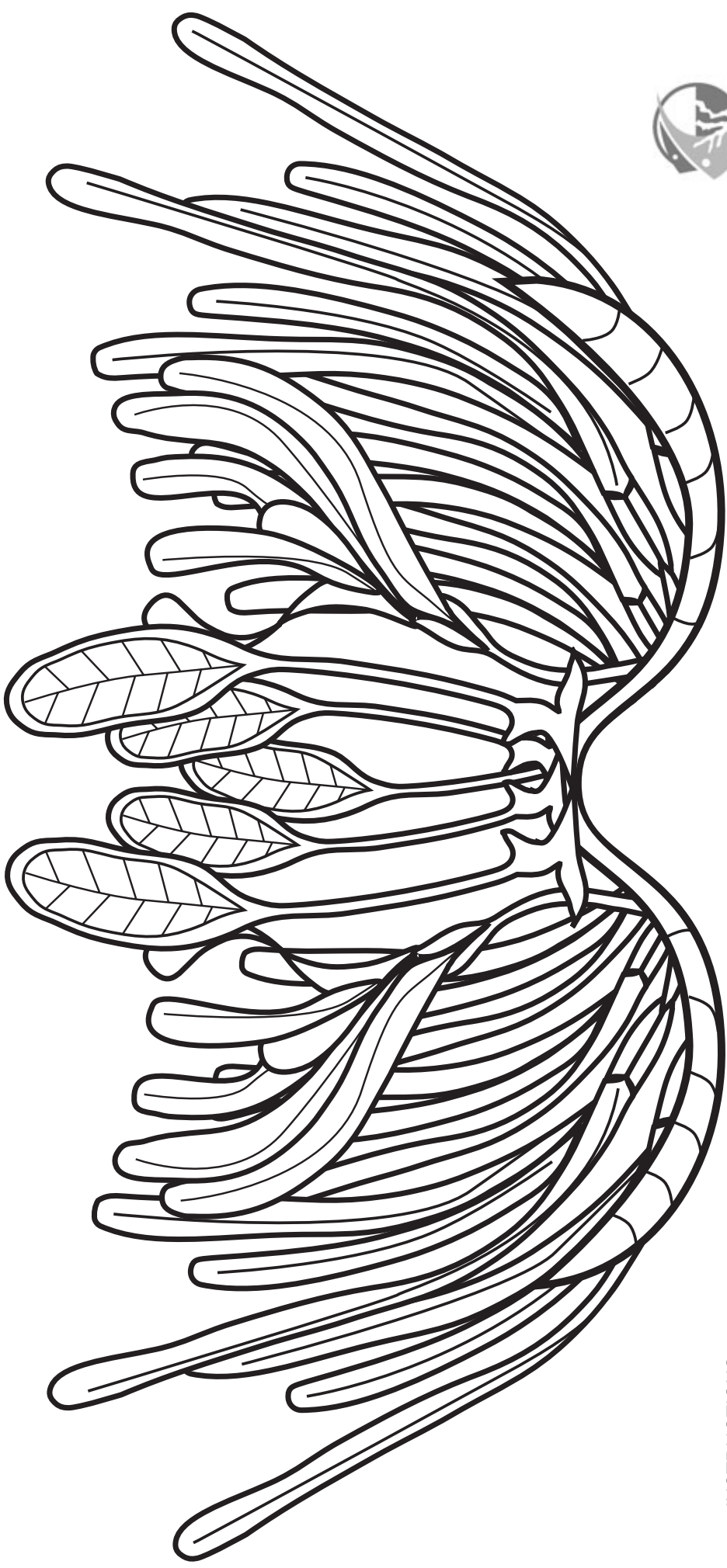
INSTRUCTIONS
Photocopy this mask to size. Using as template, cut out mask from cardboard, cut out eye slots. Adhere to base mask, and let your imagination go wild by colouring and decorating. Why not laminate it too. Add hat elastic to secure the finished face mask.



Let's design and make **Seagrass**



Australian Government
Great Barrier Reef
Marine Park Authority



INSTRUCTIONS

Photocopy this mask to size. Using as template, cut out mask from cardboard, cut out eye slots. Adhere to base mask, and let your imagination go wild by colouring and decorating. Why not laminate it too. Add hat elastic to secure the finished face mask.

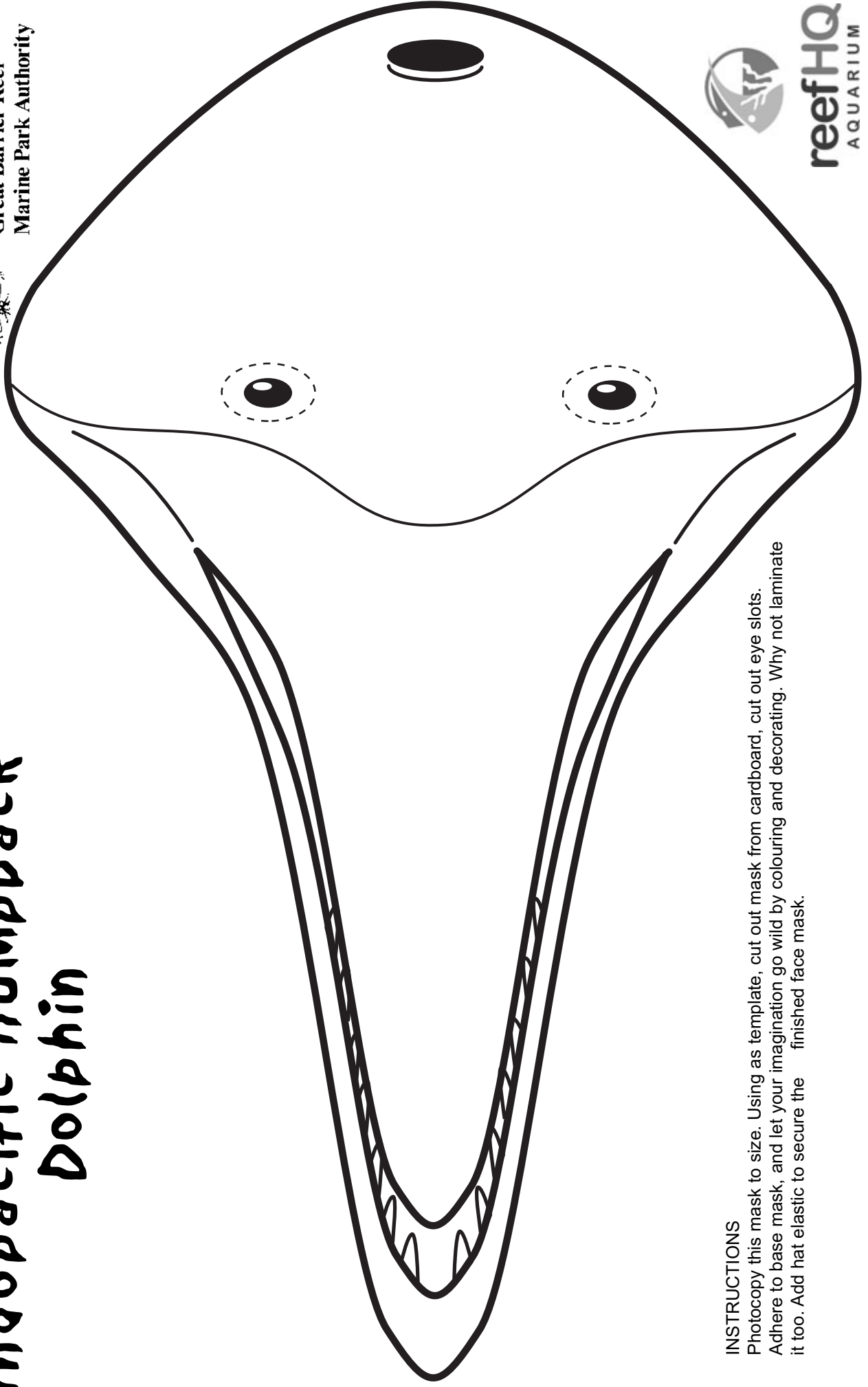


reefHQ
AQUARIUM

Let's design and make a Indopacific Humpback Dolphin



Australian Government
Great Barrier Reef
Marine Park Authority



reefHQ
AQUARIUM

INSTRUCTIONS

Photocopy this mask to size. Using as template, cut out mask from cardboard, cut out eye slots.
Adhere to base mask, and let your imagination go wild by colouring and decorating. Why not laminate
it too. Add hat elastic to secure the finished face mask.